

ANNUAL REPORT 2014



Full Life assists in the empowerment of individuals with developmental disabilities enabling them to achieve and enjoy a self-determined quality of life.

BOARD OF DIRECTORS

Chair

Glennon Gingo

Broker

Hawaii and Pacific Commercial Properties

Treasurer

Christie Crawford

Vice President and Business Banking Manager

Bank of Hawaii

Directors

Elizabeth Tyler Rice

Family Member of Full Life Participant

Pauline Aughe

Founder

Small Victories

Taylor Cockerham

Architect

LTC Architecture

Olga Salvatore

Entertainer

Lorraine Godoy

Founder

For You Only

Holly DeGeal

Associate Business Development Mgr.

ProService Hawaii

CORPORATE STAFF

Executive Director	Stone Wolfsong
Finance Director	Judi Wohlman
Program Director	Karen Davis
Ho'omōhala Center Director	Colleen Mattos
West Hawaii Office Manager	Barbara Hoist
East Hawaii Office Manager	Debrah Akui
Quality Assurance Report Writer	Dayna Omori C. Holdsambeck
Program Coordinator, East	Joe Kailima
Program Coordinator, East	Vacant
Program Coordinator, West	Patricia Navarro
Program Coordinator RN	Nance Postier
Employment Coordinator	Mar Ortaleza
Learning Center Director	Jeri Raymond

MAHALO TO OUR DONORS

McInerney Foundation (A Bank of Hawaii Trustee) ⌘ Atherton Family Foundation ⌘ Annette Tyler North Fund ⌘ Thelma Tyler Trust Elizabeth Rice, Curtis Tyler and Charlie Tyler ⌘ Charles O. Tyler Trust The Harry and Jeannette Weinberg Foundation Iris Shepard ⌘ Stone Wolfsong and James Manville ⌘ Charles Perez Emie Peralta ⌘ Dayna Omori ⌘ Eufemia Alvarez ⌘ Mikio Izu Phyllis Hanson ⌘ Pauline Aughe ⌘ Olga Salvatore ⌘ Colleen Taylor Marjorie & Duane Erway Dr. Holschuh ⌘ Damian Extor Barbara Hoist ⌘ Sherry Bracken



Glennon Gingo
Board Chair



Stone Wolfsong
Executive Director

Aloha,

Nonprofits that continue to change, continue to be successful.

Thanks to a dynamic Board of Directors and a creative staff, Full Life does not have a culture of complacency. Rather, our team is constantly bursting with ways that will make our programs better; increase the self-determination and inclusion of our participants; and continue to prove to our funding sources that we are vitally committed to providing high quality services while seeking to address the changing needs and expectations of individuals with developmental disabilities on Hawai'i Island.

Change shows growth. As a growing and thriving nonprofit, the Full Life staff and Board of Directors embrace change, plan for the future, and always keep up on regulations and requirements. It is exciting to be part of a thriving, changing, and growing organization that has earned the respect of the community and the State.


Innovation and creativity are represented in Full Life's new and innovative programs and in the success experienced each day by the individuals we support. The Huahana O Hilo program in Hilo, the new Ho'omohala Autism Center in Hilo, the innovative and visionary collaboration of the Thrift and Gift Store and the Kona Learning Center are the products of innovative minds and the determination of a committed staff to keep Full Life successful and to be a model of services that support independence, employment, community inclusion, and self-determination.

Special thanks to Christie Crawford, Elizabeth Rice and Pauline Aughe who agreed to serve second three-year terms as Board Directors. We are fortunate to have their energy and experience guiding this organization.


With sincere aloha,

Glennon Gingo, Chair of the Board
Stone Wolfsong, Executive Director


HIGHLIGHTS 2013-2014




Full Life's Employment Support Program continues to grow. There are currently twelve individuals in various stages of employment. Three of our participants are following their career dreams by volunteering; learning job skills "on the job" with a job coach. Several have started micro-enterprises – creating their own jewelry, photographs or other products. Others are the career exploration or job-skills training phases of the program supported by their Direct Support Workers.




In May, 2014 Full Life celebrated its first Huahana O Hilo graduates, Andrew Grove, Celena Contreras, and Zach Kozak. The Huahana O Hilo program, led by Mar Ortaliza with the assistance of Garrett Ardaiz prepares individuals for 21st century jobs using computers and 3d printers. Imagination is the only limit to their success!



Governor Neil Abercrombie declared May 29, 2014 as Full Life Next Chapter Book Club Day. The book club, facilitated by Barbara Hoist, is the only Next Chapter Book Club in Hawai'i. The club meets weekly for an hour to read, talk story, and build friendships- increasing social, communication and comprehension skills while having fun.



September heralded the grand opening of the Full Life Thrift and Gift Store in Pottery Terrace, Kona. Under the management of Brad Wohlman the store will bring in much needed funds to support the Learning Center and is a place where Full Life artists can showcase and sell their art, photography and Huahana O Hilo products.



Colleen Mattos hosted the Ho'omala Autism Center open house on October 14th. Located in downtown Hilo, it is the ONLY adult day program specifically for adults on the autism spectrum in the state. The center is specifically designed to enhance communication, socialization, regulation and vocational skills.

FISCAL REPORTS 2013-2014

Statement of Income and Expenses		
Income	July '13 to June '14	July '12 to June '13
Contributions	14,147	6,200
Dividend Income	3,362.41	5,538
Interest Income	11,370	17,275
Realized Gain/Loss	29,297	23,182
Unrealized Gain/Loss	59,214	27,385
Reserves Transfer	0.00	0.00
Fundraising Income	0.00	0.00
Program Fees	2,533,013	2,402,555
Learning Center	<u>110,151</u>	<u>126,776</u>
Total Income	2,760,555	2,615,412
Expenses		
General Expenses	2,836,988	2,584,540
Total Expenses	2,836,988	2,584,540
Net Income	-76,432	30,872

Statement of Net Assets				
ASSETS	07/13 to 06/14	07/12 to 06/13	\$ Change	%Change
Checking/Savings	1,012,133	985,446	26,687	2.7
Accounts Receivable	146,367	217,647	-68,280	-31.4
Other Current Assets	34,037	28,516	5,521	19.4
Fixed Assets	<u>61,555</u>	<u>79,470</u>	<u>-18,025</u>	<u>-22.7</u>
TOTAL ASSETS	1,256,982	1,311,080	-54,097	-4.1
LIABILITIES & EQUITY				
Current Liabilities	91,486	69,150	22,335	32.3
Retained Earnings	1,241,929	1,211,056	-107,304	-347.6
Net Income	<u>-76,432</u>	<u>30,872</u>	<u>-76,432</u>	<u>-6.2</u>
TOTAL LIABILITIES & EQUITY	<u>1,256,983</u>	<u>1,311,079</u>	<u>-54,097</u>	<u>-4.1</u>